

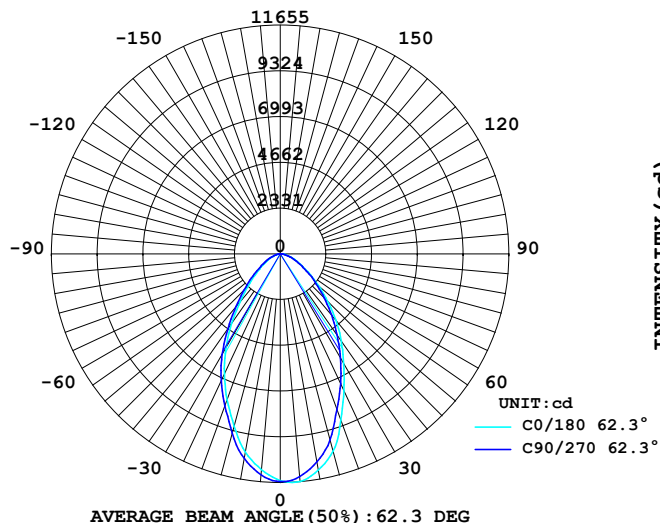
# LUMINAIRE PHOTOMETRIC TEST REPORT

Report number:

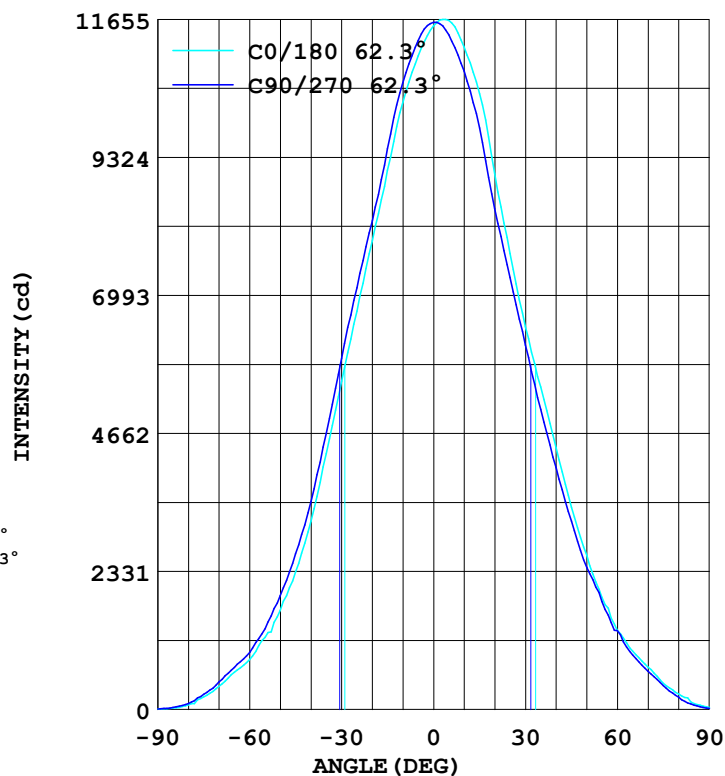
MANUFACTURER: ILUMEN GMBH	Address:	
NAME: Lina	TYPE: IL-HB12-L10040-691	WEIGHT:
SPECIFICATION: 2835LED、4000K、60deg	DIMENSION:	SERIAL No.:

DATA OF LAMP		Imax(cd)	11655	S/MH (C0/180)	0.83
MODEL		EFFICIENCY (%)	100.0	S/MH (C90/270)	0.87
NOMINAL POWER(W)	100	TOTAL FLUX(lm)	15014	Voltage(V)	230.3
RATED VOLTAGE (V)	230	EFFICIENCY (lm/W)	149.4	Current(A)	0.447
NOMINAL FLUX(lm)	15014.0	$\eta$ up (%)	0.0	Power(W)	100.5
LAMPS QUANTITY	1	$\eta$ down (%)	100.0	Power Factor (PF)	0.977
TEST VOLTAGE (V)	230.3	Effective Flux(lm)	13775.9	EEI	0.099

## LUMINOUS INTENSITY DISTRIBUTION



## LUMINOUS INTENSITY DISTRIBUTION



Test System:  
 Temperature: 25.3 DEG  
 Operators:  
 Test Date: 2024.11.25

Test Set: 5.0 deg/s C-Gamma (TYPE C)  
 Humidity: 65.0%  
 Test Distance: 10.000 m  
 Remarks:

---

## Color Temperature Data List

Report number:

MANUFACTURER: ILUMEN GMBH	Address:	
NAME: Lina	TYPE:IL-HB12-L10040-691	WEIGHT:
SPECIFICATION:2835LED、4000K、60deg	DIMENSION:	SERIAL No.:

---

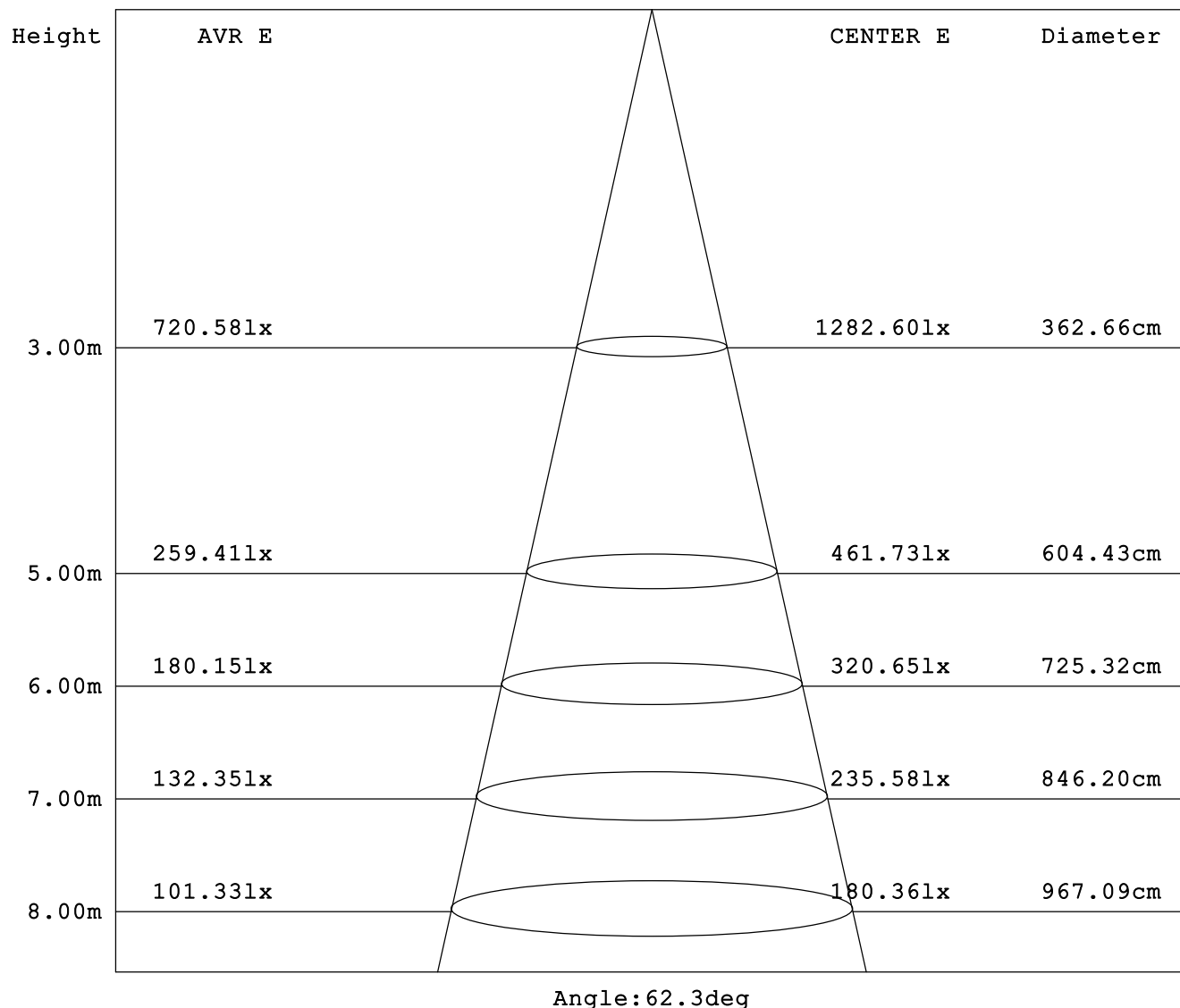
Test System:  
Temperature:25.3DEG  
Operators:  
Test Date:2024.11.25

Test Set: 5.0deg/s C-Gamma (TYPE C)  
Humidity:65.0%  
Test Distance:10.000 m  
Remarks:

## AVERAGE AND CENTER E Figure

Report number:

MANUFACTURER: ILUMEN GMBH	Address:	
NAME: Lina	TYPE: IL-HB12-L10040-691	WEIGHT:
SPECIFICATION: 2835LED、4000K、60deg	DIMENSION:	SERIAL No.:



Test System:  
Temperature: 25.3DEG  
Operators:  
Test Date: 2024.11.25

Test Set: 5.0deg/s C-Gamma (TYPE C)  
Humidity: 65.0%  
Test Distance: 10.000 m  
Remarks:

## ZONAL FLUX DIAGRAM

Report number:

MANUFACTURER: ILUMEN GMBH	Address:	
NAME: Lina	TYPE:IL-HB12-L10040-691	WEIGHT:
SPECIFICATION:2835LED、4000K、60deg	DIMENSION:	SERIAL No.:

γ	C0	C90	C180	C270					γ	Zone	total
5.0	1104	1130	1163	1139					0- 5	273.9	273.9
10.0	1025	1058	1118	1077					5- 10	787.7	1062
15.0	910.3	946.5	1040	982.1					10- 15	1210	2272
20.0	791.5	825.2	905.0	845.9					15- 20	1489	3761
25.0	672.6	712.3	769.8	729.4					20- 25	1634	5395
30.0	554.2	593.3	646.3	615.3					25- 30	1671	7065
35.0	432.1	466.0	544.4	506.9					30- 35	1599	8664
40.0	317.3	350.7	441.7	408.5					35- 40	1441	10105
45.0	232.0	263.1	341.1	317.9					40- 45	1230	11335
50.0	167.4	192.0	260.3	239.9					45- 50	1011	12346
55.0	121.8	136.5	189.2	182.6					50- 55	804.8	13151
60.0	84.77	96.61	133.9	133.1					55- 60	616.7	13768
65.0	62.78	71.22	98.57	92.32					60- 65	466.6	14234
70.0	39.02	46.49	71.84	64.86					65- 70	344.8	14579
75.0	21.37	25.52	44.13	40.38					70- 75	229.1	14808
80.0	7.632	9.872	26.18	20.77					75- 80	128.2	14937
85.0	2.263	3.332	10.01	7.561					80- 85	57.96	14995
90.0	0.990	1.013	3.694	1.870					85- 90	19.42	15014
95.0									90- 95		
100.0									95-100		
105.0									100-105		
110.0									105-110		
115.0									110-115		
120.0									115-120		
125.0									120-125		
130.0									125-130		
135.0									130-135		
140.0									135-140		
145.0									140-145		
150.0									145-150		
155.0									150-155		
160.0									155-160		
165.0									160-165		
170.0									165-170		
175.0									170-175		
180.0									175-180		
DEG	LUMINOUS INTENSITY:×10cd									UNIT:lm	

Test System:  
 Temperature:25.3DEG  
 Operators:  
 Test Date:2024.11.25

Test Set: 5.0deg/s C-Gamma (TYPE C)  
 Humidity:65.0%  
 Test Distance:10.000 m  
 Remarks:

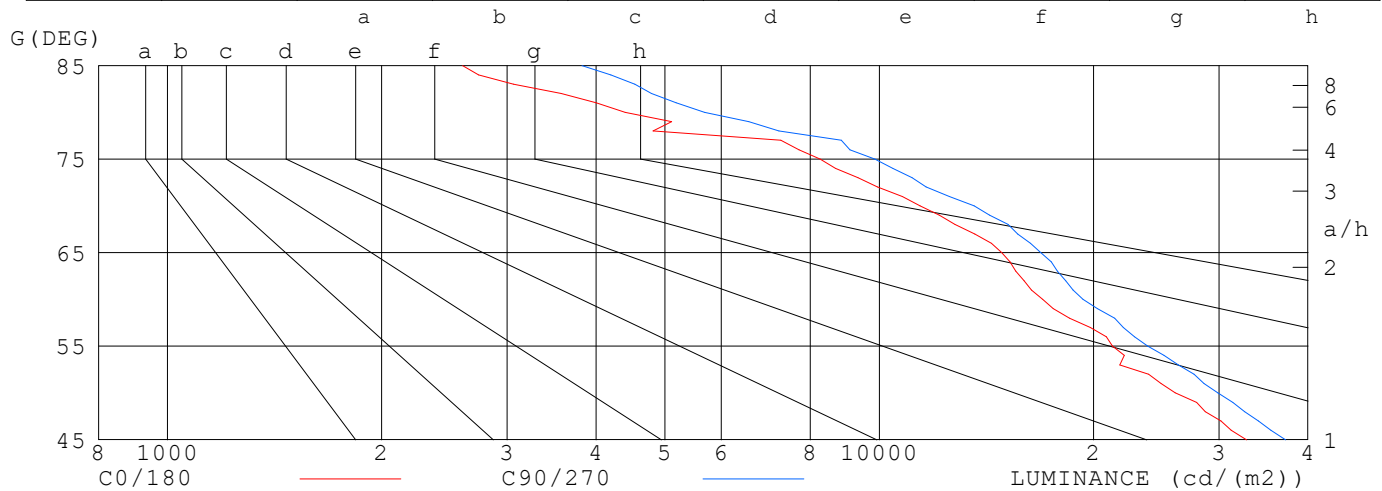
## LUMINANCE LIMITATION CURVES

Report number:

MANUFACTURER: ILUMEN GMBH	Address:	
NAME: Lina	TYPE: IL-HB12-L10040-691	WEIGHT:
SPECIFICATION: 2835LED、4000K、60deg	DIMENSION:	SERIAL No.:

### LUMINANCE LIMITATION CURVES

GLARE	CLASS	ILLUMINANCE (lx)							
1.15	A	2000	1000	500	<=300				
1.50	B		2000	1000	500	<=300			
1.85	C			2000	1000	500	<=300		
2.20	D				2000	1000	500	<=300	
2.55	E					2000	1000	500	<=300



LUMINANCE cd/(m2)		
G (DEG)	C0/180	C90/270
85	2597	3824
80	4395	5685
75	8257	9861
70	11410	13596
65	14856	16854
60	16955	19323
55	21250	23812
50	26048	29878
45	32816	37220

Test System:  
 Temperature: 25.3 DEG  
 Operators:  
 Test Date: 2024.11.25

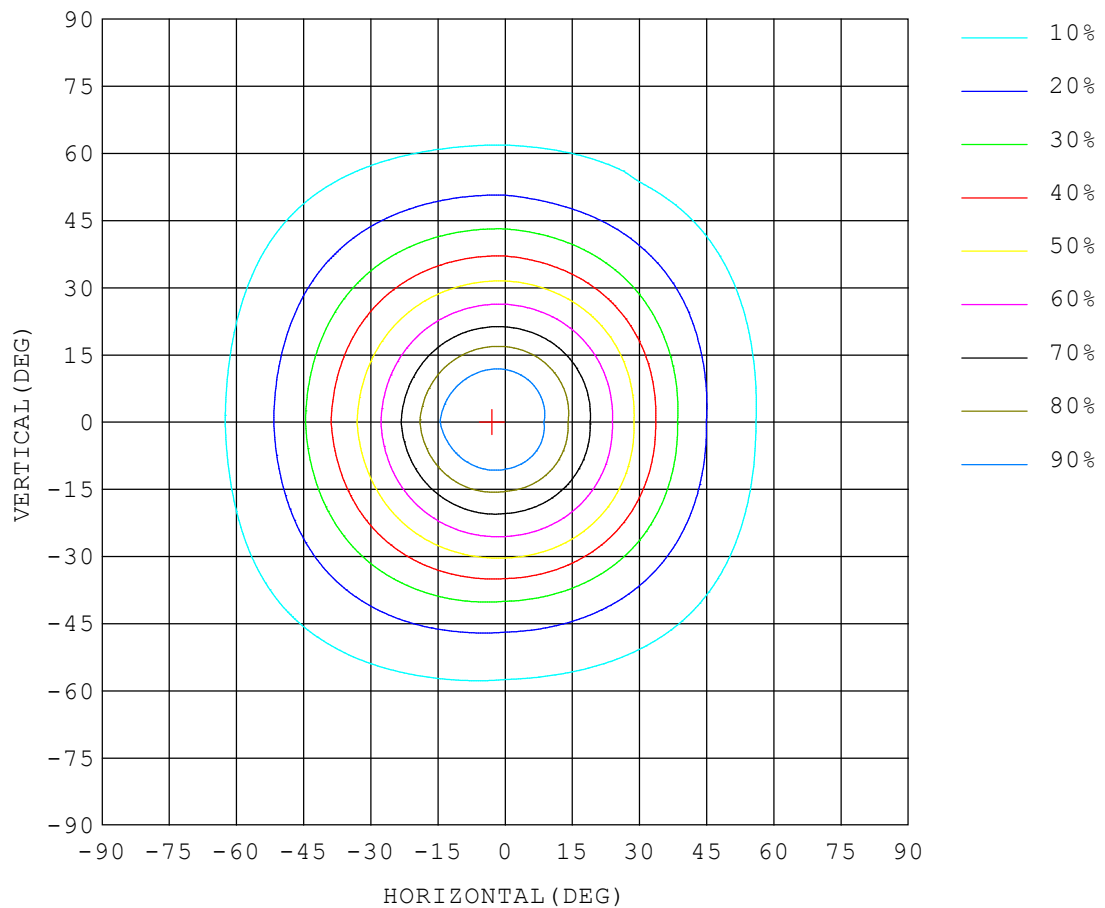
Test Set: 5.0 deg/s C-Gamma (TYPE C)  
 Humidity: 65.0%  
 Test Distance: 10.000 m  
 Remarks:

## ISOCANDELA DIAGRAM

Report number:

MANUFACTURER: ILUMEN GMBH	Address:	
NAME: Lina	TYPE: IL-HB12-L10040-691	WEIGHT:
SPECIFICATION: 2835LED、4000K、60deg	DIMENSION:	SERIAL No.:

UNIT: cd



Test System:  
Temperature: 25.3 DEG  
Operators:  
Test Date: 2024.11.25

Test Set: 5.0 deg/s C-Gamma (TYPE C)  
Humidity: 65.0%  
Test Distance: 10.000 m  
Remarks: